

# Montana Department of Corrections

## **Clinical Services Division**

### Prescription Medication Costs

Connie Winner, Administrator

# DOC Secure Facilities

Montana State Prison

Montana Women's Prison

Riverside

Pine Hills

- Clinical Services Division is responsible for oversight and payment of all medical, dental, vision, and mental health services provided at DOC secure facilities
- Approximately 1900 individuals

# Contracted Secure Facilities

Shelby  
Glendive  
Great Falls  
and  
Treatment  
Facilities

- Clinical Services Division is responsible for oversight and payment for all medical, dental, vision, and mental health services provided at contracted secure facilities – regional prisons/jails and treatment facilities.
- Approximately 1400 individuals

Pre-release centers  
(approximately 800)

AND

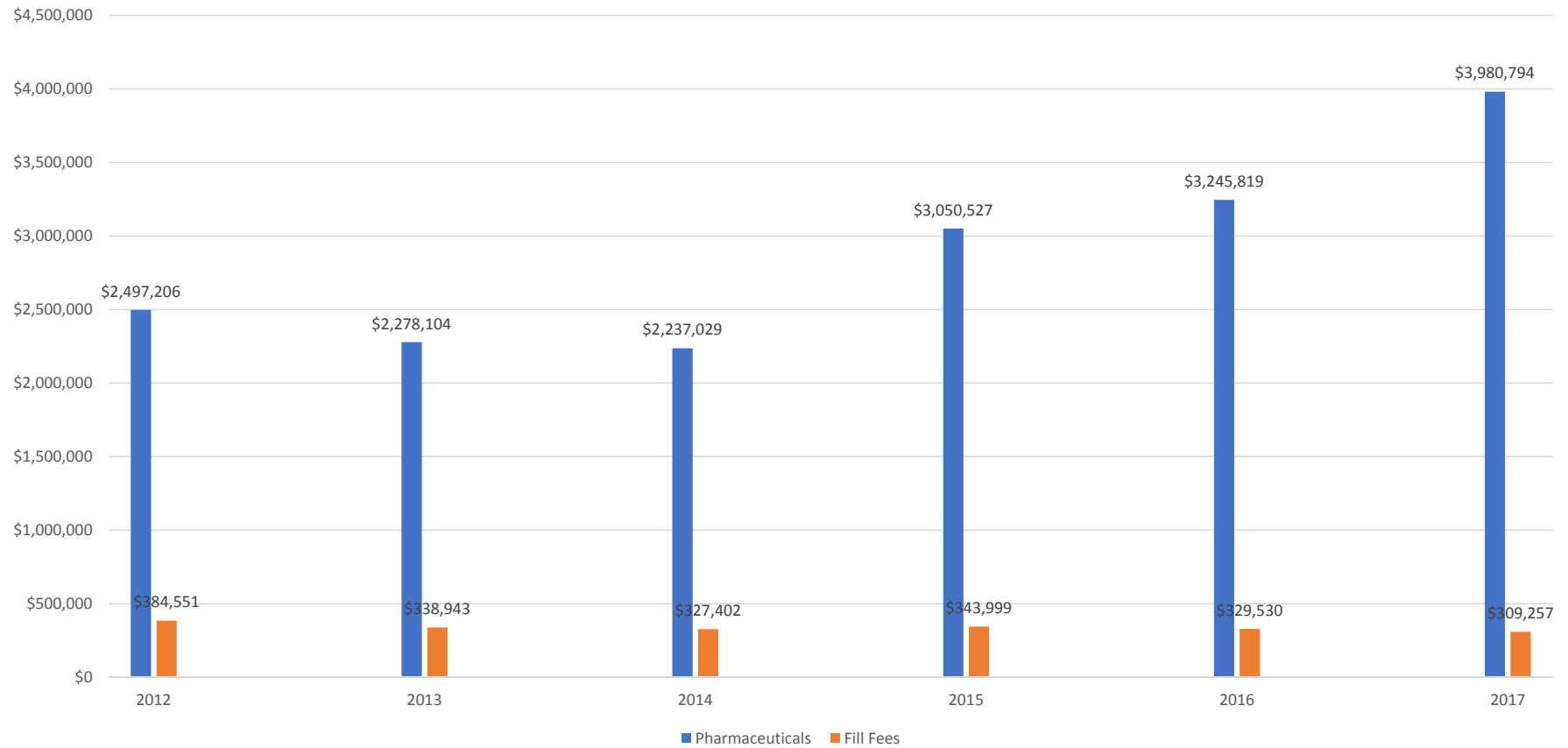
Probation/Parole  
(approximately 10,000)

- The clinical services division **IS NOT** responsible for oversight and payment for medical, dental, vision, and mental health services provided at Pre-Release Centers or those individuals on probation or parole
- Many of these individuals are eligible for medical coverage through Medicaid Expansion

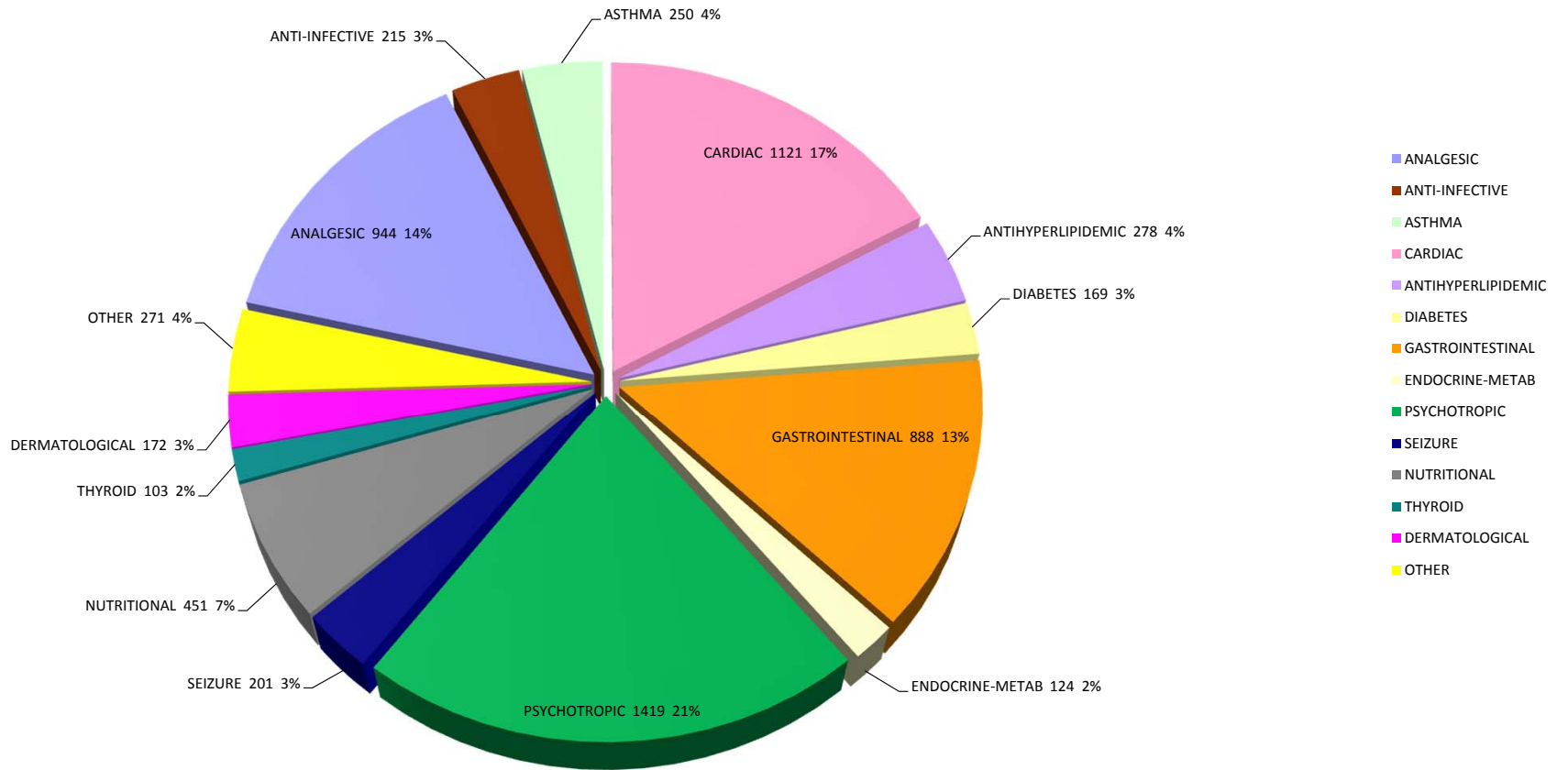
Minnesota Multi-  
state Contracting  
Alliance for  
Pharmacy (MMCAP)  
and  
Diamond Pharmacy

- DOC along with other state agencies contract with MMCAP for the provision of medications
- This is a coalition of states formed to maximize Rx costs and reduce administrative costs
- Medication costs are negotiated through MMCAP
- Medications are ordered and received from Diamond Pharmacy

# DOC PRESCRIPTION EXPENDITURES 2012 - 2017

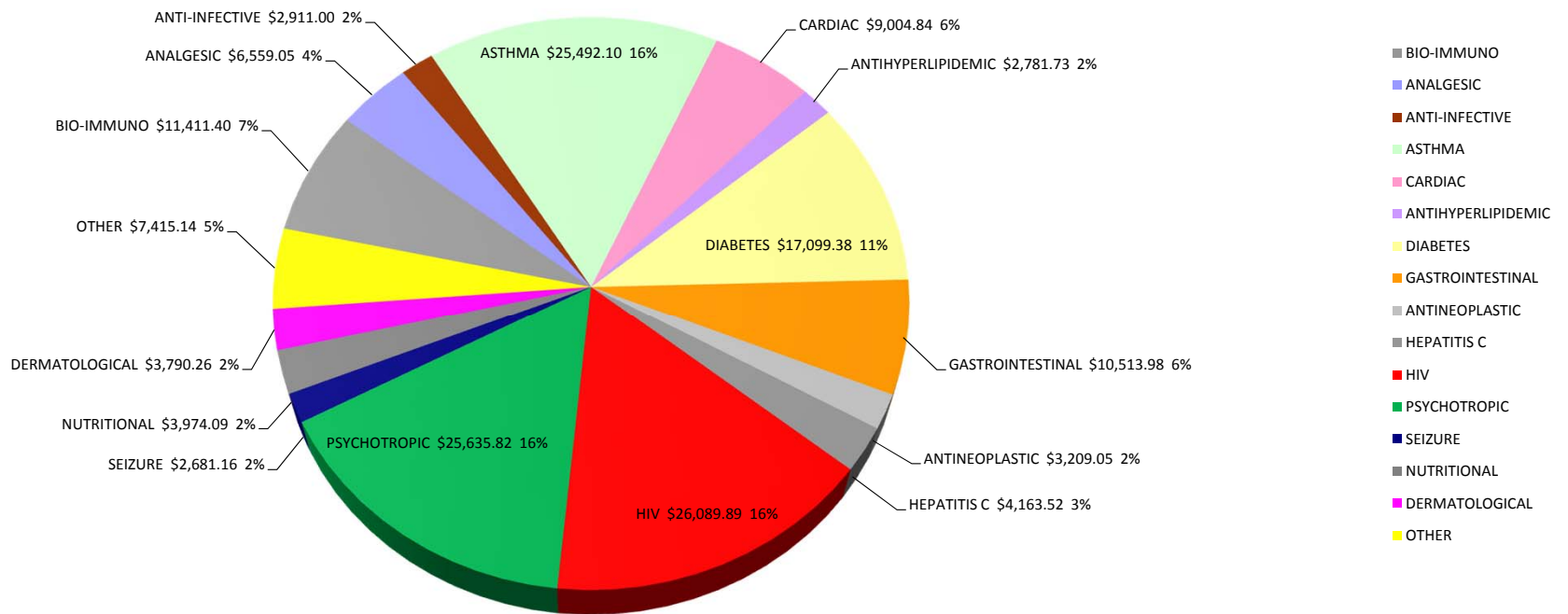


# Therapeutic Class Prescriptions (1 month usage – July 2017)



# Therapeutic Class Expenditures

## 1 month snapshot – July 2017





# Top 10 Medications Cost Per Prescription and Total Paid

Medication	Medical Condition	Cost Per Rx	Total Paid
HUMIRA (2 INJECTIONS PER KIT)	Rheumatoid Arthritis	\$4,399.64	\$492,760.21
LANTUS	Diabetes	\$1,127.43	\$296,513.43
ENBREL	Rheumatoid Arthritis	\$3,152.34	\$223,816.29
EPCLUSA	HepC	\$24,374.91	\$219,374.19
COPAXONE	MS	\$5,279.52	\$174,224.04
HARVONI	HepC	\$16,330.86	\$163,308.60
DULERA	Pulmonary	\$230.87	\$126,746.93
TRUVADA	HIV	\$1,477.92	\$116,755.65
INVEGA SUST	Psych	\$1,858.09	\$100,336.67
LATUDA	Psych	\$1,081.35	\$81,101.13

# TOP 10 EXPENSIVE PATIENTS

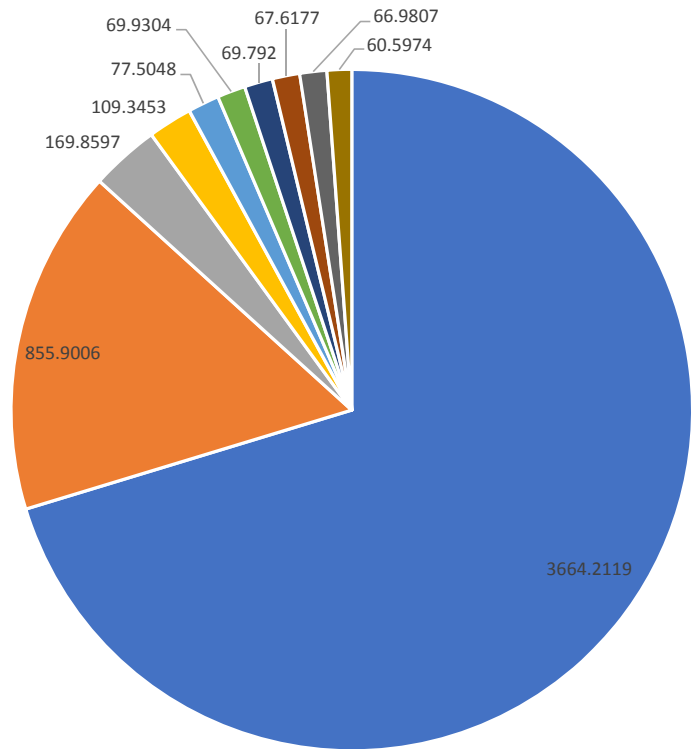
## WITH HEP C

- Makes up 32% of Prescription Costs

## WITHOUT HEP C

- Makes up 17% of Prescription Costs

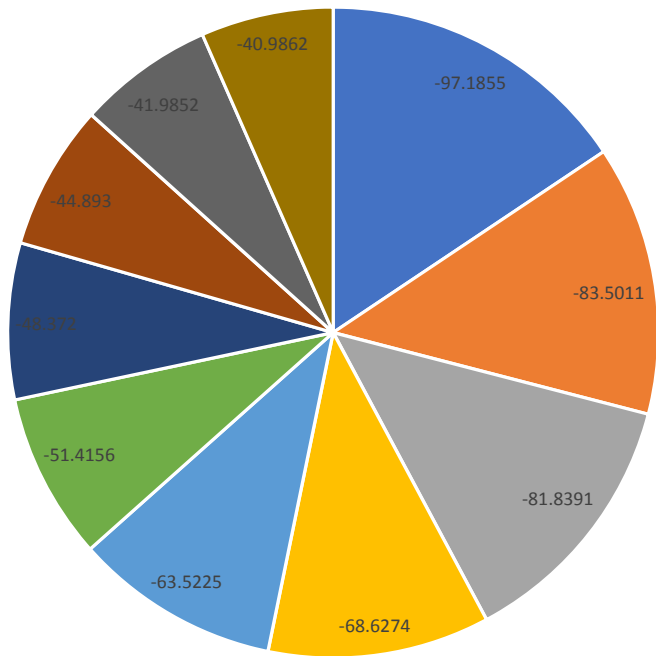
### 5 Year Drug Inflation Rate by Fluctuation Percentage - Top 10 Medications



- Doxycycline Hyc 100mg Cap
- carBAMazepine 200mg Tab
- Levemir 100 Units/ml Vial
- Levemir 100 Units/ml Vial
- Enbrel 50mg/ml Syringe
- Lantus (insulin Glargin)
- Lantus (insulin Glargin)
- Humira Pen 40mg/0.8 Kit
- Enbrel Sureclick 50mg/ml
- Xifaxan 550mg Tablet

Percent Increase in Top 20 Medications (All Brand Name)	
Medication	% AAC Fluctuation
Doxycycline Hyc 100mg Cap	3664.2119
carBAMazepine 200mg Tab	855.9006
Levemir 100 Units/ml Vial	169.8597
Levemir 100 Units/ml Vial	109.3453
Enbrel 50mg/ml Syringe	77.5048
Lantus (insulin Glargin)	69.9304
Lantus (insulin Glargin)	69.792
Humira Pen 40mg/0.8 Kit	67.6177
Enbrel Sureclick 50mg/ml	66.9807
Xifaxan 550mg Tablet	60.5974
Humira 40mg/0.8ml Syringe	60.4574
Latuda 80mg Tablet	51.3266
Invega Sust 234/1.5 Inj	39.9667
Atrovent HFA Inhaler	28.3906
Dulera 200-5mcg Aer	22.8071
Risperdal Cons 50mg Kit	21.4832
Dulera 100-5mcg Aer	21.3464
Complera Tablet	19.4887
Truvada 200-300mg Tablet	18.3001
Atripla 600-200-300mg Tab	13.852

### 5 Year Drug Inflation Rate by Fluctuation Percentage - Bottom 10 Medications



- Escitalopram 10mg Tablet    ■ Acyclovir 200mg Capsule    ■ Meloxicam 7.5mg Tab
- Enoxaparin 80mg/0.8ml Inj    ■ Tolterodine 1mg Tablet    ■ Vancomycin 125mg Capsule
- Tramadol 200mg ER Tab    ■ Enoxaparin 100mg/ml Inj    ■ Desmopressin 0.01% Spray
- Alvesco 80mcg Inhaler

Percent Decrease in Bottom 20 Medications (All Generic)	
Medication	% AAC Fluctuation
Escitalopram 10mg Tablet	-97.1855
Acyclovir 200mg Capsule	-83.5011
Meloxicam 7.5mg Tab	-81.8391
Enoxaparin 80mg/0.8ml Inj	-68.6274
Tolterodine 1mg Tablet	-63.5225
Vancomycin 125mg Capsule	-51.4156
Tramadol 200mg ER Tab	-48.372
Enoxaparin 100mg/ml Inj	-44.893
Desmopressin 0.01% Spray	-41.9852
Alvesco 80mcg Inhaler	-40.9862
Alvesco 160mcg Inhaler	-37.6276
Modafinil 100mg Tablet	-32.2278
Abacavir 300mg Tablet	-31.5482
Sprintec 0.25/0.035mg Tab	-28.9315
Modafinil 200mg Tablet	-27.8566
Haloperidol Dec 100mg/ml	-26.6961
Ziprasidone 80mg Capsule	-25.3087
Omeprazole 20mg Capsule	-13.4372
Flunisolide 0.025% Nasal	-12.4786
Ventolin HFA Inhaler	-5.7137

# OVERALL INFLATION OF TOP 20 MEDICATIONS

- 33.5 % OVERALL INFLATION RATE FOR 5 Year PERIOD
- BOTTOM 20 MEDICATIONS BROUGHT DOWN OVERALL INFLATION RATE

What are we doing to combat costs

- Created a pain management committee to review all offenders on pain medications to ensure the current CDC guidelines are being followed
- Working with Mountain Pacific Quality Health on pre-authorization process for treatment of Hep C to ensure offenders are screened and meet criteria for treatment
- Working with hospitals/clinics to provide out-reach services for specialty needs (cardiology, orthopedics, nephrology)

Ideas:

- Explore joining Louisiana's Health Secretary to encourage federal government involved in reducing the price of Hep C treatment
- Explore state-owned pharmacy
  - Collaborate with University of Montana's School of Pharmacy to create a state pharmacy?

